

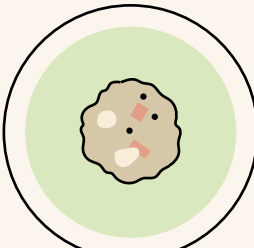





Steamed and freeze-dried meal

Chicken bowl




Feeding tables for adult dogs with normal activity level.
Adjust the rationing according to your dog's body condition.

Topper - 10% of the daily diet				
		Dry product →  in tbsp		 Warm water
	1 - 10 kg	5 - 15 g	1 - 3 tbsp	10 - 30 ml
	10 - 20 kg	15 - 25 g	3 - 5 tbsp	30 - 50 ml
	20 - 40 kg	25 - 40 g	5 - 10 tbsp	50 - 80 ml

50 / 50 - 50% of the daily diet				
		Dry product	 Warm water	 Kibble*
	1 - 10 kg	15 - 70 g	30 - 140 ml	15 - 80 g
	10 - 20 kg	70 - 120 g	140 - 240 ml	80 - 140 g
	20 - 40 kg	120 - 200 g	240 - 460 ml	140 - 230 g

*Average adult dog dry food with 380 kcal / 100 g

 Adjust liquid to find the consistency your dog loves. Do not feed dry.